



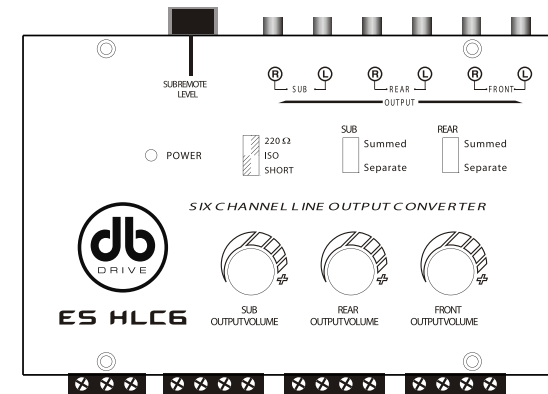
## LIMITED WARRANTY

DB Drive warrants any products purchased in the U.S.A. from an authorized DB Drive dealer. All products are warranted to be free from defects in material and workmanship under normal use and service for a period of one (1) year. This warranty applies to the original purchase only.

DB Drive will either repair or replace (as its option) any unit that has been found to be defective and under warranty provided the defect occurs within the one (1) year warranty period.

This limited warranty does not extend to units have been subjected to misuse, abuse, neglect, or accident. In DB Drive's judgment, products that show evidence of having been altered, modified, or serviced without DB Drive's authorization, will be ineligible under this warranty.

To obtain warranty service please contact your retailer or visit our website at [www.dbdrive.net](http://www.dbdrive.net) for more details.



# OKUR

Installation Instructions / Owner's Manual

MODEL

**ES HLC6**

6 Channel Line Output Converter



**DB Research L.L.P.**

302 Hanmore Industrial Parkway // Harlingen, TX 78550

® ph: 877.787.0101 // fx: 956.421.4513 // [www.dbdrive.net](http://www.dbdrive.net)

## INTRODUCTION

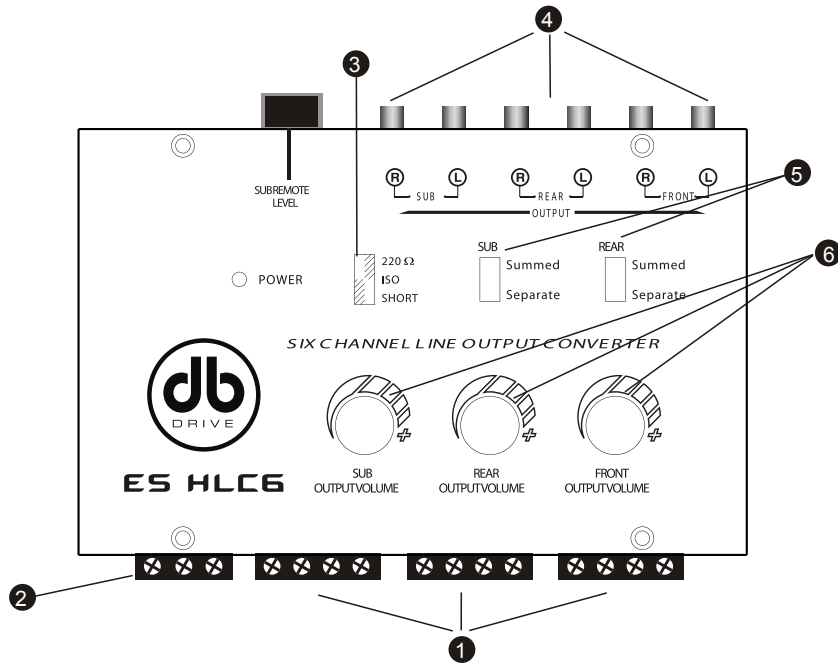
We would like to congratulate you on your purchase of the **E5 HLC6**; a 6 channel, high-performance line output converter. The E5 HLC6 will accept two, four, or six channels of Speaker-level signal from a factory-installed amplifier or Source unit and convert it into a high-quality, low-noise pre-amp signal. Therefore the **E5 HLC6** will allow you to use your factory installed source unit but give you the ability to add any high performance aftermarket amplifier and processor. Whether this is your first product or you are already a firm believer, you will definitely enjoy how great the **E5 HLC6** can make your High performance stereo system sound.

Please read these instructions carefully before beginning to install your new **E5 HLC6**. Proper installation and adequate tuning will help you get optimal sound quality results.

## FEATURES

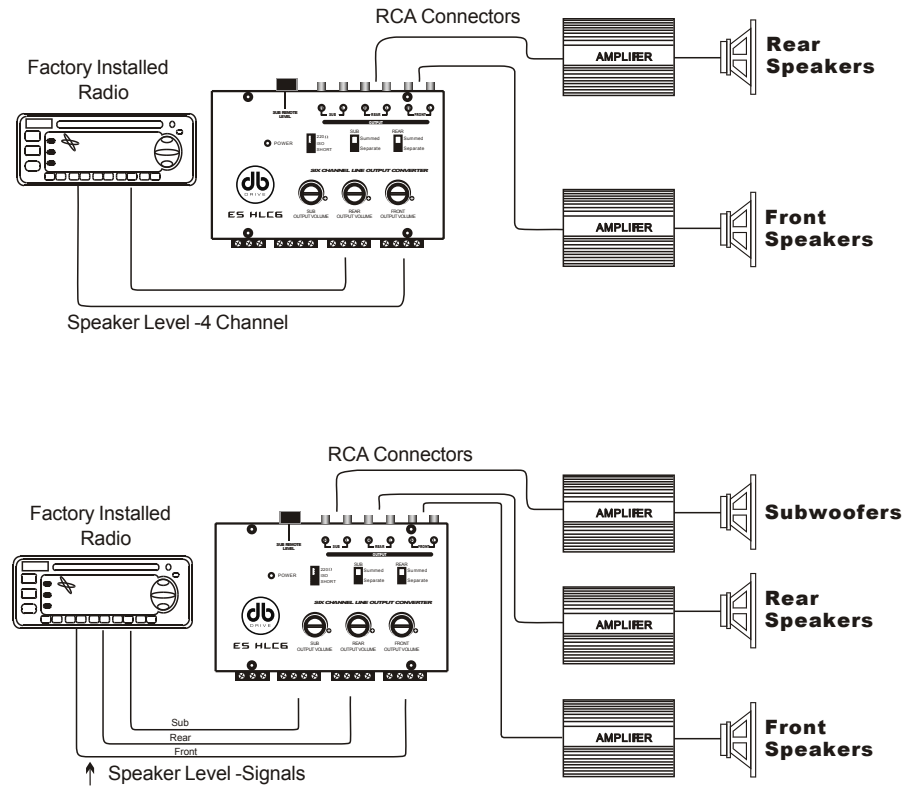
- **Six Input & Output Channels**
- **Speaker-Level Inputs**
- **Signal Sensing Inputs**
- **Level Matching Controls**
- **12 Volt Remote Trigger Output**
- **24 kT Gold Plated RCA Connectors**

## FRONT PANEL CONTROLS

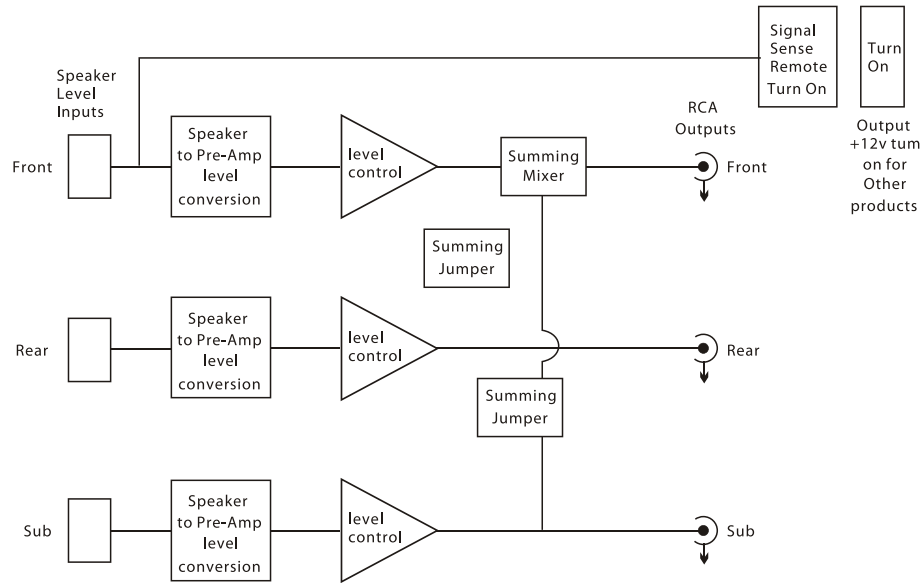


- ❶ **Speaker-Level Inputs** - Six Speaker Level Inputs
- ❷ **12V Output Trigger** - Gives you a separate 12 volt turn-on lead for external amplifiers so there is no need to run a separate wire to the front of the car
- ❸ **Ground Isolation Selector** - Occasionally alternator noise may appear in a system because the source unit and amplifier are using different grounding schemes. To help in this situation, we have provided alternative grounding connections. Make sure your system is turned OFF before you move these jumpers.
- ❹ **Six Output Channels** - Six output channels that can either run independently or be summed together internally
- ❺ **Channel Summing** - The E5 HLC6 internal jumpers allow installer to sum selected channels into sub channels. This is especially useful for factory-installed systems with actively crossed-over speaker systems.
- ❻ **Level Matching Controls** - Allows the user to adjust the outputs on the E5 HLC6 independently to help insure proper level matching throughout the entire system.

## ELECTRICAL INSTALLATION



## BLOCK DIAGRAM



## SPECIFICATIONS

All specifications are measured at 14.4VDC

- >Maximum speaker-level input ..... 60 watts @ 4 ohm
- >Maximum output level ..... 9.5 V rms
- >Output gain ..... +/-12dB
- >Frequency response .....10Hz-25kHz
- >Total harmonic distortion .....0.01%
- >Input Impedance .....180 ohms
- >Power supply ..... PWM switching
- >Power draw .....200 mA
- >Recommended fuse rating .....1 Amp
- >Remote Trigger Output Current .....1 Amp Max